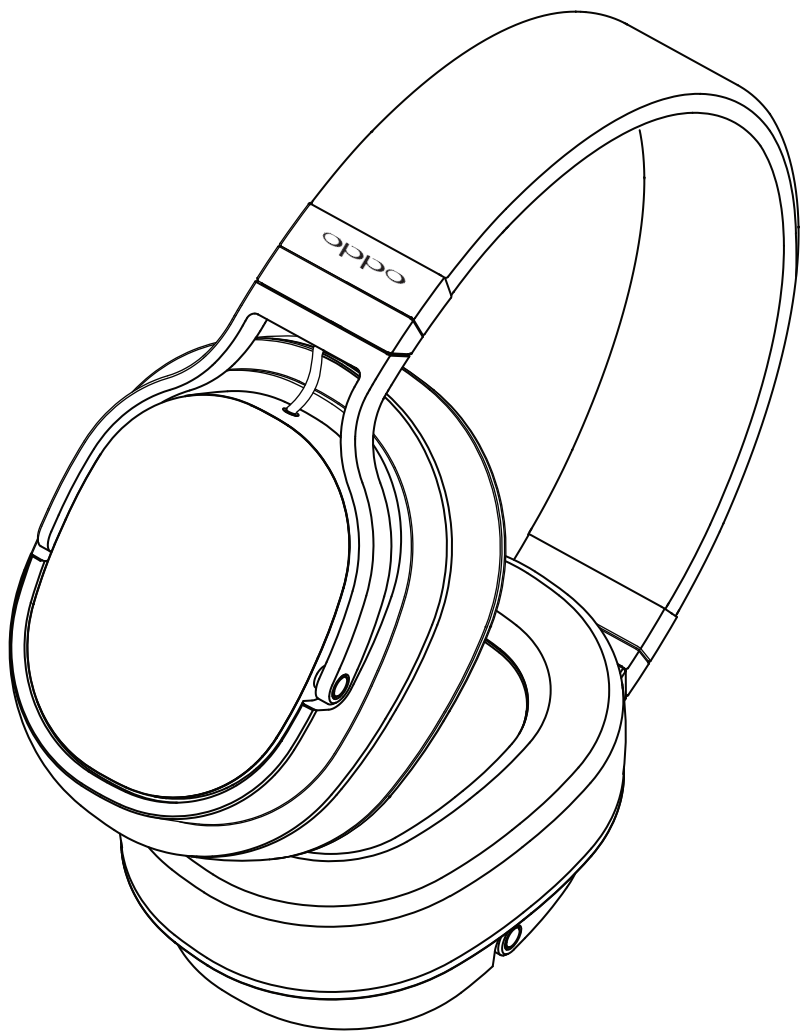


oppo



Planar Magnetic Headphones

PM-3

User Manual

Contents

Important Safety Information -----	2
Introduction -----	3
Feature Highlights -----	4
Using Your Headphones -----	5
Specifications -----	7

Important Safety Information

Before using your headphones, make sure to lower the volume level on your headphone amplifier or portable device. Prolonged exposure to high volumes may result in temporary or even permanent hearing loss.

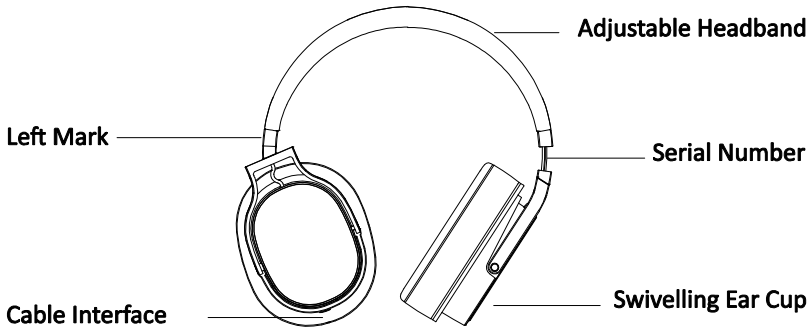
Be aware of your surroundings. Using headphones may diminish your ability to hear important ambient sounds. Exercise caution particularly at railroad tracks, crosswalks, or any environment where motor vehicles or bicycles are present.

It is always recommended to lower the volume level prior to connecting or disconnecting your headphones.

Do not leave your headphones or cables in an area where people or pets might trip over them.

Always supervise children who are using these headphones.

Introduction



Congratulations! You are now the proud owner of a pair of truly portable closed-back planar magnetic headphones.

The OPPO PM-3 utilizes a planar magnetic driver that is developed from the driver in our EISA award-winning PM-1 headphones. Technological breakthroughs achieved during the PM-1's development, such as the 7-layer double-side voice coil diaphragm design and FEM-optimized neodymium magnet system, have enabled OPPO to reduce the weight of the planar magnetic drivers while maintaining excellent sound quality and high sensitivity. The PM-3 driver's smaller size and high sensitivity make it especially suitable for portable use, and this driver would not have been possible without the breakthroughs achieved in the PM-1's driver design.

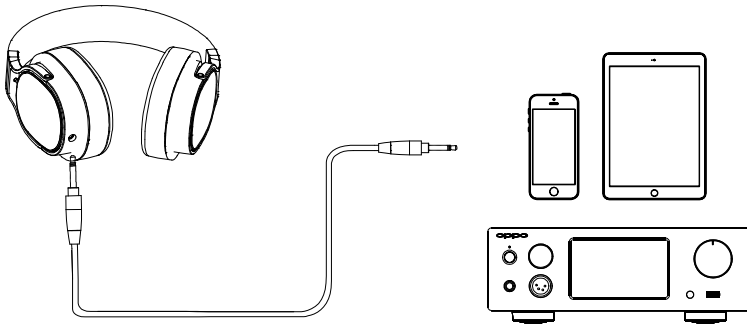
In the PM-3's planar magnetic driver, sound is generated by a very thin and light diaphragm which is driven in a symmetric pull-push manner, and the magnetic system and conductor patterns have been optimized for maximum sensitivity and consistency. This allows the diaphragm to generate very stable and linear piston-like vibrations, ensuring phase coherence and high resolution performance with minimal distortion. Featuring a light weight closed back design and easily driven with any smartphone or portable music player, the PM-3 headphones will enable you to enjoy your favorite music anywhere while being isolated from outside noise.

We are proud of the work we have put into these headphones, and we hope they bring you years of enjoyment.

Feature Highlights

- Unique planar magnetic driver with FEM-optimized neodymium magnet system
- 7-layer double-side voice coil diaphragm
- Excellent sound quality
- High sensitivity and consistency
- Lightweight for portable use
- Comfortable fit for long-term listening
- Closed-back noise isolation design
- Selvedge denim carrying case
- Detachable high quality cable
- Optional headphone cable with inline mic and remote control

Using Your Headphones



Two headphone cables have been included with your OPPO PM-3.

The 3 meter main cable terminates with a 3.5 mm connector and a screw-on 6.35 mm adapter. It is suitable for connecting the PM-3 to a headphone amplifier, AV receiver, or integrated amplifier. The screw-on 6.35 mm adapter can be removed if necessary.

The 1.2 meter portable cable terminates with a 3.5 mm plug. It can be used to connect the PM-3 to a portable media player, cell phone, tablet, or other mobile device.

Depending on the type of portable cable that you choose when you order the headphones, the cable may have no inline mic and remote control, or have a mic and remote control for Apple devices, or have a mic and remote control for Android devices.

For the portable cable with a mic and remote control for Apple devices, the buttons work the same way as buttons on the original Apple EarPods. You can use the buttons to answer phone calls, start or stop music playback, or skip music tracks. Please refer to your Apple device’s user manual for details of these functions.

For the portable cable with a mic and remote control for Android devices, the center button allows you to answer or end a call. Additional operations, such as double-click or press-and-hold, may be possible depending on your mobile device. Please consult the user manual of your mobile device for details.

Storing Your Headphones

After each use, it is recommended that you place the headphones on a headphone stand. For carrying the headphones with you or for storage, you may remove the cable and fold the headphones flat to put in the selvedge denim carrying case.

Caring for Your Headphones

In order to clean the headphones, we recommend using a clean, lint-free cloth. Do not use harsh chemical cleaners or solvents. If necessary, you may lightly dampen the cloth with clean water.

The ear pads are made of durable synthetic leather and are not designed to be detached by the end user. Should your headphones require service, please contact OPPO Digital or your place of purchase.

Specifications

Headphone Specifications	
Model Name	PM-3
Acoustic Principle	Closed-back
Ear Coupling	Circumaural
Nominal Impedance	26 Ohm
Sensitivity	102 dB in 1 mW
Clamping Pressure	5 N
Cables	3 m detachable cable (3.5 mm & 6.35 mm) 1.2 m detachable cable (3.5 mm)
Cable Connectors	Output: 3.5 mm stereo jack Input: 6.35 mm stereo jack, 3.5 mm stereo jack
Weight	320 g (without cable)
Accessories	Carrying case User Manual
Driver Specifications	
Driver Type	Planar Magnetic
Driver Size (Round)	55 mm diameter
Magnet System	Symmetric push-pull neodymium
Frequency Response In Free-Field	10 – 50,000 Hz
Long-Term Max Input Power	500 mW according to IEC 60268-7
Pulse Max Input Power	2 W



This product complies with European Low Voltage (2006/95/CE), Electromagnetic Compatibility (2004/108/EC) and Environmentally-Friendly Design of Energy-Related Products (2009/125/EC) Directives when used and installed according to this instruction manual.



WEEE symbol

Correct Disposal of This Product. (Waste Electrical & Electronic Equipment) Applicable in the European Union and other European countries with separate collection systems.

This marking on the product, accessories or literature indicates that the product and its electronic accessories should not be disposed of with other household waste at the end of their working life. To prevent possible harm to the environment or human health from uncontrolled waste disposal, please separate these items from other types of household waste and recycle them responsibly to promote the sustainable reuse of material resources.

oppo